


PAL-M Operating Manual




Lift up the paper weight
and insert paper into the
machine.





Set paper weight on
top of paper.




Push operating lever toward the rear of the machine.



Let the operating
lever come forward.



As the operating lever comes back toward the operator, the stabber goes into the paper stack and starts picking a lift of paper.



Remove paper lift & repeat.



Adjust thickness of paper lift
using the adjustment knob.

